

NewtGreek 1.0 Manual

What Is NewtGreek?

NewtGreek is a Greek font for the Newton computer platform. In particular, NewtGreek is the first non-commercial, free, and legal Greek font for the platform. NewtGreek 1.0 is the first "final" version, and is meant to replace the NewtGreek Preview font that was distributed earlier.

We have successfully tested NewtGreek 1.0 on the MessagePad 2x00s, the MessagePad 130, the eMate, and an OMP. Using the NewtGreek font on older Newton devices running 1.x Newton systems (such as the OMP, Sharp ExpertPad, MessagePad 100, 110, and some 120s) runs into some limitations. If you are using NewtGreek on any of these devices, please refer to the **Using NewtGreek on Older Newtons** section near the end of this manual. Also provided is a Macintosh version of NewtGreek.

Legal Notes

This software is being provided on an "as-is" basis. It has been tested on multiple Newton and Macintosh systems with no ill effects. However, I can take no responsibility if this software somehow messes up your Newton, Macintosh, or documents. It is suggested that you make frequent, regular backups of your Newton, Macintosh, and documents on a regular basis, and especially before installing new software.

I will make a good-faith effort to solve any problems you have with the software, should any arise, but I cannot guarantee a satisfactory resolution to problems.

You may freely distribute NewtGreek 1.0 to other users or software distribution websites (such as UNNA.org), so long as all parts of the original .zip or .sit file are included, and as long as there is no fee associated with the distribution. If you wish to distribute NewtGreek 1.0 with software, a CD-ROM, website, or any product that you are charging a fee for, you must obtain my approval in writing. I can be contacted at:

daedalus@digitalinkwell.net
<http://www.digitalinkwell.net/>

Feel free to contact me with any suggestions for changes to the software, or any commentary you might have.

Learning the NewtGreek Keyboard

Generally, Greek characters are typed using the similar keys on a U.S. keyboard. For instance, to type an alpha, you use the "a" key; to type a tau, you use the "t" key; etc. The Greek and English alphabets are not exactly identical, however, so some compromises do occur. For example, to type an omicron (a short Greek "o"), you use the "o" key; but to type an omega (a long Greek "o"), you use the "w" key (because the lowercase omega looks kind of like an English "w").

To help you quickly find the keys you need, keyboard pictures of the NewtGreek keys are shown below.



Above are the basic (lowercase) keys for NewtGreek. A list of Greek characters and equivalent keys is listed below:

Lowercase Letters/Keystroke:

- alpha a
- beta b
- gamma g
- delta d
- epsilon e
- zeta z
- eta h
- theta q
- iota i
- kappa k
- lambda l
- mu m
- nu n
- xi x
- omicron o
- pi p
- rho r
- sigma s
- tau t
- upsilon u
- phi f
- chi c
- psi y
- omega w

Accents/Keystroke:

- acute v
- circumflex '
 - grave ;
 - smooth breath j
 - smooth/acute [
 - smooth/grave]

smooth/circum \

Punctuation and Special Characters/Keystroke:

comma ,
dagger †
dash -
iota subscript /
numbers normal number keys 0-9
period .
quotes =



Above are the basic uppercase keys for NewtGreek (produced by holding down the "shift" key). All the capital Greek letters are in same positions as the lowercase keyboard letters shown earlier, so I won't repeat them here.

Accents/Keystroke:

dierasis >
dierasis/accute ?
macron V
rough breath J
rough/accute {
rough/grave }
rough/circum |

Punctuation and Special Characters/Keystroke:

asterisk *
euro symbol \$
exclamation point !
Greek quotes _ and +
parentheses (and)
semicolon :
final sigma "



Above are the option keys for NewtGreek (produced by holding down the "option" key).

Punctuation and Special Characters/Keystroke:

dierasis/grave	option-/
digamma (lowercase)	option-f
digamma (uppercase)	option-w
dollar sign	option-4
koppa	option-q
lunate sigma (lowercase)	option-c
lunate sigma (uppercase)	option-s
question mark	option-;
quotes	option-"
sanpi/sampi	option-m
square brackets	option-[and option-]

NewtGreek Tips

--Type accents **after** the letter on which it should appear

--When a letter has both a breathing and an accent, use the single key that provides both of them together

--For capital letters beginning words, type the accent **before** the capital letter

Special Uses for NewtGreek

NewtGreek provides a number of characters/letters that are not normally found with other Greek fonts. This provides for a number of different Greek writing styles. For instance, NewtGreek provides for multiple styles of sigma as shown below:

σ ς Ϸ

In addition to the normal lowercase sigmas (the first two characters shown above), NewtGreek provides a "lunate" sigma for those who prefer this style of Greek text. Below is a line of Homer's Iliad with the normal sigmas:

Γουνεὺς δ' ἐκ Κύφου ἦγε δύω καὶ εἴκοσι νῆας

Below shows the same line using the lunate sigma:

Γουνεὺς δ' ἐκ Κύφου ἦγε δύω καὶ εἴκοσι νῆας

NewtGreek also provides obsolete ancient Greek characters, which are often found in stone inscriptions

and on pottery. The obsolete letters include the upper- and lowercase digamma, koppa, and san/sampi as shown below. As the alphabet became standardized, kappa and sigma were preferred to koppa and sampi, and the sound represented by the digamma (something like the English "w") fell out of use. Some lines of Homer require that the digamma be pronounced in order for the meter of the poetry (dactylic hexameter) to scan properly, and some texts of Homer print the digamma as an aid to the reader.

Ϝ ϝ Ϟ ϟ

NewtGreek also provides "daggers" to mark or surround doubtful text, as seen in the following line from Sappho:

μνᾶσεσθαί τινᾶ φαίμι † καὶ ἕτερον† ἀμμέων

NewtGreek can also be used to write modern Greek text. Greek quotes, exclamation points, numbers, and the Euro and U.S. dollar symbols are included in the font. Numbers and the Euro symbol are demonstrated below:

€1,23

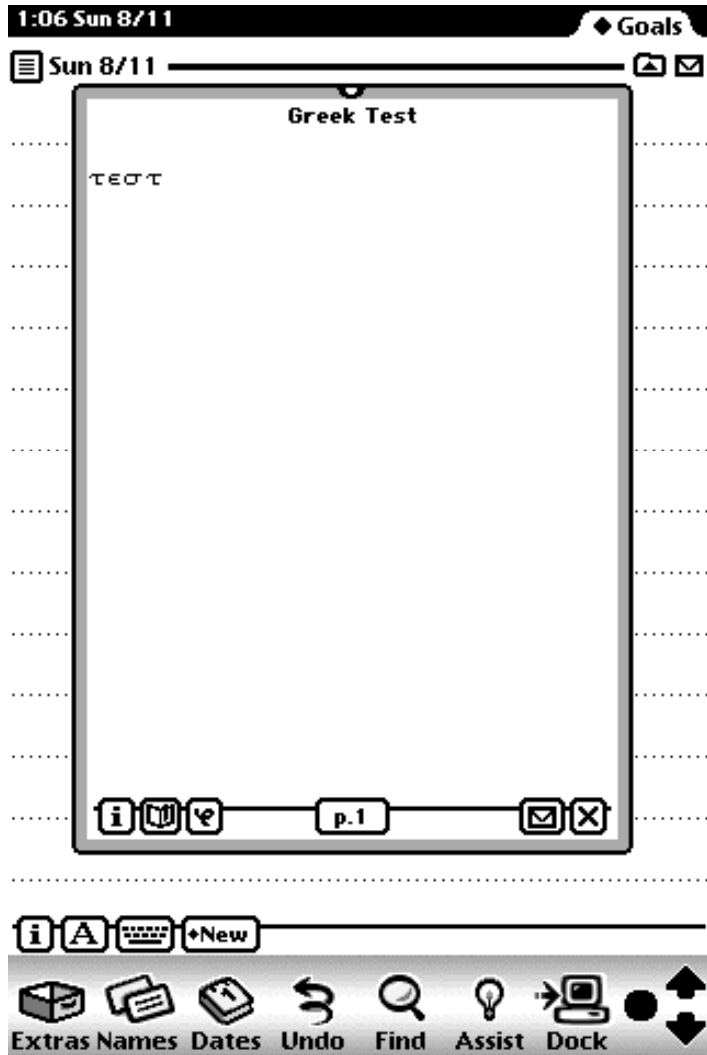
Using NewtGreek on Older Newtons

For those of you using older Newtons such as the Original MessagePad (OMP), MessagePad 100, 110, 120, or the Sharp ExpertPad, which run using Newton operating systems 1.0-1.3, there is a way to get the NewtGreek font onto these Newtons if you have an occasional need to type Greek characters. The end result has a few drawbacks with usability, but to find out how to do this, read on!

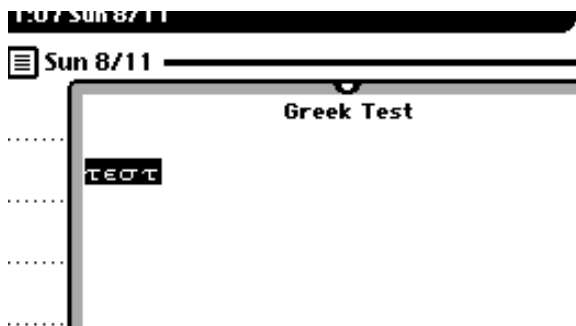
The problem is that the older (1.x) Newton operating system lets the Newton user choose only between two fonts—Simple and Fancy. It provides no way to allow the Newton user to use or handle additional fonts, although Newton developers can use alternative fonts in their own applications or NewtonBooks. If you go into the "Styles" palette in your Extras drawer on an older Newton, you'll see you only have the two font choices listed above.

To get NewtGreek onto your older Newt, follow the steps below:

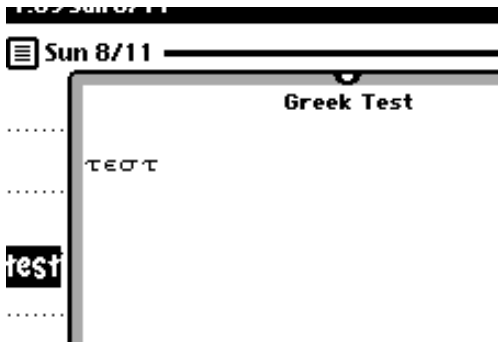
1. Download the NewtGreek.pkg font file to your older Newton (as you would any Newton package). The font package will not actually appear anywhere, but you can confirm the download by going into the Extras drawer, opening the Preferences, and going to the "Memory" item. Once there, tap on the "Remove Software" button and the NewtGreek font should be listed in the list of software that can be removed. Of course, be sure not to remove it at this time!!
2. After NewtGreek is downloaded to your Newton, now you need an application that makes use of it. Download the greek.pkg file to your Newton. This is a very small (2 KB) NewtonBook that uses the NewtGreek font. This should show up in your Extras drawer as a book called "Greek Test."
3. Open the Greek Test book. You should get something like the screen below. (Please note that the images below are taken on a MP 2100, but this has all been successfully tested on an OMP.)



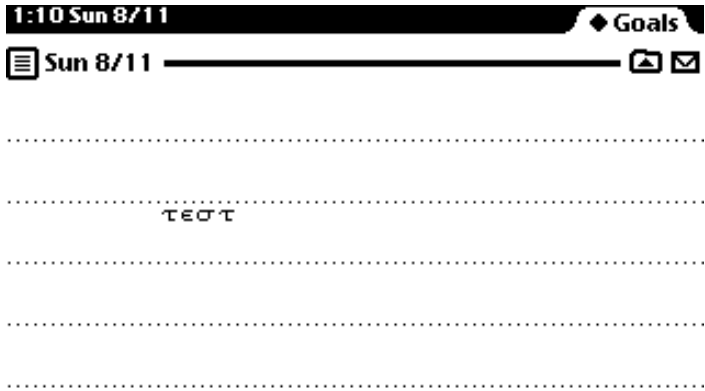
4. Hold your stylus down next to the Greek word in the book until you hear a squeak--then pull the stylus across the Greek letters, highlighting the word as shown below:



5. Copy this Greek word to your Newton's clipboard by dragging it all the way to the left edge of your screen and letting go. The text will change back into Roman type, but don't be alarmed by this. Your text is now in the clipboard:

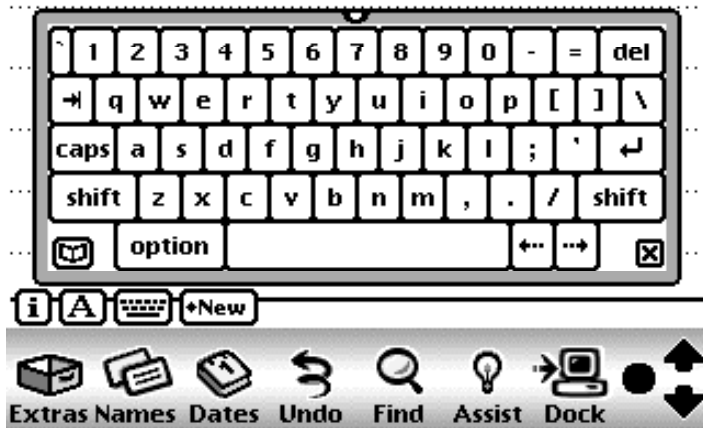


6. Close the Greek Test NewtonBook. Now, drag the text in the clipboard onto your Notes application. The NewtGreek font will magically return:



7. Open the on-screen keyboard, place your cursor within the Greek text on the notepad, and now you can type in NewtGreek!

Βουλομαυ



Every time you wish to use the NewtGreek font on your older Newton, you must first make a copy of words that use the font and drag it to whichever application you want to use it in. You can drag from the Greek Test NewtonBook or you can copy it from an old note that previously used NewtGreek and drag that to the clipboard. Admittedly, it's not all that easy or graceful, but it should suffice for an occasional need to type with Greek letters. The font then works just like it would on any other Newton (accents and all)!

NewtGreek has been confirmed as working in the Notes and Dates applications on an OMP. Unfortunately, it will not work with the built-in Names application because this seems to be hard-coded to use one of the default fonts. Anything you drag into the Names application will be converted to the default font automatically. Besides that one caveat, NewtGreek should work using the above method with most other applications.

Contact Info

Thank you for using NewtGreek! I hope it enhances your Newton experience. Please contact me with any additions or corrections you think would make NewtGreek a better product.

Paul Arthur (a.k.a, Daedalus)

daedalus@digitalinkwell.net

<http://www.digitalinkwell.net/>